

COLORADO

WOMEN

# FLY FISHERS.®

*A sociable club for women who fly fish*

January 2012 Vol. XVI, No. 1

## JANUARY MEETING

**DATE:**

Tuesday, January 3, 2012

**TIME:**

5:30 - 6:15 Social Hour

6:15 - 7:00 Dinner (Optional, \$12.00)

7:30 - 8:30 Program

**PLACE:**

Piccolo's Restaurant

3563 S. Monaco Parkway (near the corner of Hampden), Denver

**PLEASE BRING:**

A flyfishing friend

*New guests are welcome!*

**How to Get There**

Piccolo's is located at 3563 S. Monaco Parkway, Denver, approx. one-half mile east of I-25 near the southwest corner of Hampden and Monaco in the King Soopers shopping center. Go to the private banquet room on the right side of the restaurant. We will be there! Take light rail for a new and less stressful trip to the meeting.

*At our January Meeting...*

**DUANE REDFORD ON OVERCOMING THE CHALLENGES OF THE SOUTH PLATTE RIVER**

Duane Redford is a professional fly fishing guide with the South Platte Outfitters, guiding on the South Platte River below Deckers, Colorado.

That stretch of the river can be difficult to guide because of the constant changes in river conditions, ranging from high angling and recreational pressure to undesirable water clarity due to the erosion of several feeder creeks.

Since the Haymen Fire nearly ten years ago, the South Platte River has battled several obstacles in its recovery. One large obstacle to recovery has been the persistent erosion of Horse Creek into the South Platte. Duane is very passionate about the health of the river, and has prepared a presentation to help bring this issue forward.

When he's not guiding, Duane spends his time teaching flyfishing classes, and recently published his first book on flyfishing.

For guide services or other information, feel free to email Duane at [lonearcherguideservice@yahoo.com](mailto:lonearcherguideservice@yahoo.com).  
—Mary Manka, V. P. and Program Chair



PHOTOGRAPH BY UNKNOWN



**Two plates and fourteen screws are not enough to keep Chris Juvan off the river - with a little help from her "people" — Mary Ellen Freas!**

PHOTOGRAPHS PROVIDED BY DAWN BLOW



**CWF is about making friends. Betty Petterson, Jody Yehle, and Mary Ellen Freas are fortunate to have succeeded in the mission.**

PHOTOGRAPH PROVIDED BY JULIE CHURCH



**Fifty tickets made Chris Juvan a big raffle winner!**


this past year, even though she broke her ankle in several places and had to fish with two plates and 14 screws holding everything together. Thank you again, Chris, for all of the good times we have had in the past with the Bob Awards.

Once again we were all entertained with the white elephant gift exchange. **Mary Ellen Freas** did an excellent job hosting the exchange, which included a Charlie Brown Christmas tree, a framed fish sculpture, a "Bite Me Bar" wall hanging, several rod racks, and various fishing items...and chaos ensued! Our friend and fellow CWF member **Simone Geoffrion** seemed to have the gift everyone else wanted, and her gifts were "stolen" six different times.

Fundraising Chair **Cheryl Gerlitz**, with the help of **Cherri Buskohl**, organized a raffle and a silent auction for the enjoyment of the crowd later in the evening. Thank you again to both of them - I know many hours went into this endeavor. Also a big thank you to everyone who donated items for the raffle and the silent auction.

We hope to see you all at the party in 2012! ■

PHOTOGRAPHS PROVIDED BY DAWN BLOW



**Sue Holton was the raffle winner of the autographed book "Mayflies", which was donated by Bass Pro Shops, and Simone Geffrion. The book had special meaning to Simone with regards to the author.**

**FYI —Waterton Canyon re-opening has been delayed yet again. The new opening date is set for March 1, 2012, weather permitting.**



## **EDUCATION**

### **WINTER MIDGES**

**THIS ARTICLE IS REPRINTED WITH PERMISSION FROM THE PIKES PEAK FLYFISHER CLUB NEWSLETTER BY EUGENE REA, FLY TYING DIRECTOR, PIKES PEAK FLYFISHERS**

If you're of one of those flyfishers who packs away the gear at the first sign of snow, you're missing out on a very special type of fishing. Unknown to some fly anglers is the fact that, during the winter months, there is a hatch of tiny insects that can make the long winter loads of fun for fly anglers.

Midges are aquatic insects that some fly anglers believe are impractical to imitate due to their small size. The truth of the matter is, midges in the adult and larval stages make up only a very small portion of the trout's respective diet; however, with the scarcity of food during the cold winter months, even tiny flies become a sought after food source by hungry trout.

When looking streamside for hatches of midges, don't expect to see large, dense flies hovering above the water surface. Adult midges are tiny insects that typically hatch in small numbers and are barely noticeable to the untrained eye. For fly anglers, learning to key on these mid-winter insects can be the difference between landing your limit and catching a cold.

Although the majority of fly fishermen dream of casting dries to large surface feeding trout, this isn't always the best way to catch fish, especially mid-winter. During the winter months, you'll find the regular aquatic nymphs and worms, but the dominant food source present should be midge larvae and pupa.

Midge larvae live along the bottom of the stream hiding under any rock or cover they can find to protect themselves from feeding predators and current. If these tiny insects happen to get disturbed from their resting place and swept into the current, they will drift helplessly downstream until either coming back into contact with the bottom or falling prey to a hungry trout.

Midge larvae and pupa are very small, dark, thin-bodied critters, so picking a good fly to use should incorporate these special characteristics. Patterns tied on 18-24 size hooks using black flosses and tiny wire ribbing seem to be the standard, with a small tuft of white CDC or ice dubbing to create a visible thorax.

To fish these larval patterns, the fly

angler needs to have extreme patience during drifts. Winter midge fishing is not similar to any other nymph tactic because fish do not aggressively search out food this time of year. This forces the angler to almost contact the trout with the fly in order to get a strike. This is very much unlike warmer water fishing, where trout will actively search out and forage on anything drifting downstream that looks appealing.

When fishing midge larval and pupal patterns (Brassie), use an upstream and across presentation, positioning your fly



**Brassie**

**Hook:** TMC 200 R, sizes 16 to 20/TMC 101, sizes 22-24

**Thread:** Black 8/0 Uni-Thread

**Body:** Copper wire

**Thorax:** Peacock herl

above turbulent water or a fishy looking run. As the fly begins to drift downstream, it's very important for anglers to mend fly line so that no drag is placed on the fly, allowing it to sink uninhibited. One good point to remember is that when fishing midge subsurface presentations, fish won't usually strike flies on the first drift. It takes numerous drifts and patience to fish these types of patterns successfully. It is not uncommon to run your midge pattern five to eight times through the same run the same way, only to get the take from fish on the very last drift.

If you're brave enough to wander out into the ice-cold river and find adult midges hatching or returning to the river, you can exploit this opportunity to catch large numbers of nice trout. During midge hatches, you shouldn't expect to see adult flies hatching and sitting on the water's surface. In most cases these insects spend very little time on the surface unless foul weather conditions hinder their progress.

In cold, wet conditions, emerging midge adults will have a hard time drying their wings, leaving them struggling helplessly on the surface. Ideally, dry-fly fishermen should look for a small cloud of midges flying low to the water's surface. Because midges are so tiny, trout will rarely feed on individual flies since the return on investment for eating single flies is so small. These predators would rather come to the surface where they can take a dozen or so flies in one swoop.

Heavily hackled, dark-bodied, dry-fly patterns (Griffith's Gnat) do a good job when trying to imitate these small clusters of midges. The many tiny hackle barbs look very similar to the many little wings of midges holding tightly together. Size 14 to 24 dry flies seem to be the standard amongst anglers, but catching a few of the real adults streamside will best alert you to the best fly size.

Actual midge clusters on the water surface will not just drift downstream motionless. These flies twitch and dance enticingly downstream, attracting hungry trout below. Dry-fly anglers should use standard dry-fly tactics to create drag-free drifts, as well as incorporate small line strips into the retrieve to add an occasional hop or bounce to the fly.

Tight lines! ■



**Griffith's Gnat**

**Hook:** 900BL, Sizes 18-22

**Thread:** Black 8/0 Uni-Thread

**Rib:** Fine Copper Wire

**Body:** Peacock Herl

**Hackle:** Grizzly, palmered

**Head:** Black thread

## **PUBLIC EVENTS**

### **COME SEE THE FLY FISHING SHOW, JANUARY 6,7,8**

BY ANN HOWELL, PUBLIC EVENTS DIRECTOR

**T**he Fly Fishing Show opens at the Merchandise Mart on Friday, January 6, and runs through the weekend. This is one of the best events for our sport, focusing exclusively on every aspect of flyfishing. Once inside, you can shop for gear, demo rods, watch tying demonstrations, talk to experts, take a class, learn about exotic trips, book your own trip, and best of all, stop by the CWF booth to buy raffle tickets for an amazing collection of flies...500 to be precise!

Keep your eyes open for information about upcoming events, including the West Denver Trout Unlimited Fly Tying Clinic, [www.westdenvertu.org/Fly-Tying-Clinic](http://www.westdenvertu.org/Fly-Tying-Clinic) and

the Bass Pro Spring Fishing Classic.

Raffle tickets will be sold at the Fly Fishing Show in January, the Trout Unlimited Fly Tying Clinic in February, and the Bass Pro event before the drawing. The drawing will be held at the Bass Pro Spring Fishing Classic, Sunday, February 26.

Thank you to CWF members that donated flies and local fly shops: **Charlie's Fly Box, Hook Fly Fishing, Trout's Fly Fishing, Colorado Skies Outfitters, Denver Angler, Denver Fly Shop, Discount Fishing and Tackle, and Royal Stevens LTD Fishing.** ■

**\$5**



**\$5**

**TOTAL 500 FLIES**  
ONE TICKET WINS ALL FOUR BOXES!  
**ESTIMATED VALUE \$950**  
DRAWING FEBRUARY 26, 2012 AT BASS PRO SHOPS SPRING FISHING CLASSIC.  
NEED NOT BE PRESENT TO WIN!

FLIES AND BOXES DONATED BY CWF MEMBERS AND LOCAL FLY SHOPS: CHARLIE'S FLY BOX, COLORADO SKIES OUTFITTERS, DENVER ANGLER, DENVER FLY SHOP, DISCOUNT FISHING AND TACKLE, HOOK FLYFISHING, TROUT'S FLY FISHING, ROYAL STEVENS LTD FISHING



## **MEMBERSHIP**

### **MAKE THIS THE YEAR FOR FISH AND FUN!**

BY SUE HOLTON, MEMBERSHIP DIRECTOR

**J**ust a friendly reminder that with the new year, it is time to renew your membership if you have not already done so. If you prefer, Pay Pal is available on our web page. However, the Liability waiver form should still be completed, signed and mailed.

CWF is a Club of actively-involved women. Whether you are a returning or a brand new member, to get the most out of your membership we

invite you to join us in a wide variety of events, volunteer to help with projects, and FISH LIKE CRAZY!

These are the best way to make new friends and have more fun!! In this newsletter we have included an overview of the committees, along with contact information for the respective Directors. Please contact as many as you want and join in the fun!! ■

## **From the Presidential Suite**

If you missed the Holiday Party ... you really did miss another good one. The food was excellent - wonderful hot & cold appetizers, great main course choices and outstanding desserts. It's always such fun to see members off the stream, and many who cannot come to the monthly meetings were there. I just wish there had been more of us to enjoy the evening.

As you may (or may not) know, it takes a lot of time and a lot of effort, thought and dedicated people to put on a party like our Holiday Party and Raffle. First and foremost I'd like to thank **Fran Sturgis, Cheryl Gerlitz** and **Cherrie Buskohl**; Fran and Cherrie pulled together the food and party side of the evening and Cheryl put together a super raffle and silent auction.

Thanks also go to **Deb Nelson** for a wonderful, entertaining slide show and creatively putting together our dinner music: **Mary Ellen Freas**; for being the official MC and **Jeanne Sonderup** for being the "balloon lady" during the white elephant gift exchange.

**Sue Holton** and **Betty Peterson** also deserve a bit of recognition. Behind the scenes they are responsible for collecting the money and keeping the records of who renewed memberships early, who paid for the dinner - how many dinners and so on. *THANKS TO ALL FOR MAKING IT A WONDERFUL, FUN EVENING.*

So, now we go forward, and with another new year always comes a new look to the Board of Directors. I would like to welcome back all the returning board members and those whose terms were finished but decided to stay the course for another couple of years. I'd also like to extend a special welcome to our new Board members: **Cherri Buskohl** (Special Projects), **Ann Howell** (Public Events) and **Kimberly Travis** (Secretary). THANKS FOR STEP-PING UP, AND WELCOME ABOARD, LADIES! As we enter our 16th year I'd like to say: HAPPY NEW YEAR ...

MAY 2012 BE THE BEST FISHING YEAR FOR ALL OF US!

**Joanie McCord,**  
**President**

CLIP AND SAVE

## The Safe Removal of Flies from Your Face, Fingers or Other Body Parts

### A lesson which bears repeating

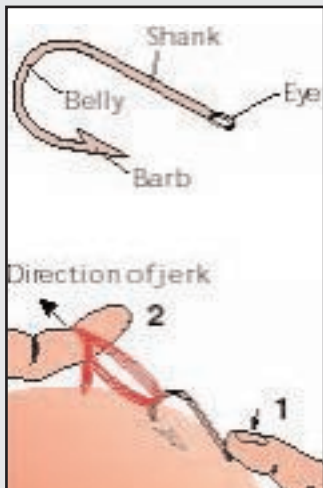
From the Medical Journals of Harvard College

The successful technique for removing fish hooks was first described in 1961 by Dr. T. Cooke, a general practitioner from South Australia. He had seen commercial fishermen in New Zealand remove hooks from themselves using only a piece of string.

Nobody knows how long they have been using this technique, or who should be credited for its invention. But as Cooke pointed out, "fishers have long used the string flick technique because it allows them to remove the hook, dip the finger in the sea, and carry on fishing within a minute."

Dr. Cooke published his account in an article titled, "How to remove fish hooks with a bit of string." Since then, it has been described multiple times with a few slight variations. The basic principle is as follows:

- A piece of strong string/suture (*or, you could use the fly line*) is tied to the bend of the hook.
- The shank of the hook is depressed to disengage the barb.
- While the shank is being depressed, the string is given a hard, sharp, decisive jerk in the direction in which the hook entered the skin. This extracts the hook along the path of entry.
- Clean wound with a bit of antiseptic.



FROM THE MEDICAL JOURNALS OF HARVARD COLLEGE

## MEMBERSHIP WHICH COMMITTEE ARE YOU INTERESTED IN?

BY SUE HOLTON  
MEMBERSHIP DIRECTOR

### CWF COMMITTEES AND DIRECTORS

#### Trips — Fran Sturgis

Fran researches and plans our day and overnight trips, and often provides fishing reports and fly advice.

#### Education — Position Available

The Director organizes our Club Spring and Fall Training Clinics, including the classes and instructors. She also implements the public Women's Flyfishing Weekend held in May each year.

#### IT/Website — Deb Nelson

Deb is the Website Manager: [www.colowomenflyfishers.org](http://www.colowomenflyfishers.org)

#### Vice President — Mary Manka

Mary gets speakers for monthly meetings, working closely with Trip Director Fran Sturgis and Education Director.

#### Special Projects — Cherrie Buskohl

Cherrie plans our annual picnic and Holiday Party. She organizes the river clean-up and community service events.

#### Public Events — Ann Howell

Ann organizes volunteers for events like the January Fly Fishing Show at the Merchandise Mart, West Denver Fly Tying Clinic and multiple Bass Pro Shop events. She often coordinates efforts with Raffle/Fund Raising Director Cheryl Gerlitz.

#### Outreach/Public Relations — Mary Ellen Freas

Mary Ellen maintains Club contacts with local fly shops and coordinates publicity, public relations and community outreach activities.

#### Newsletter — Felicia Olsen

Felicia coordinates the writing, production and distribution of the monthly newsletter.

#### Raffle/Fundraising — Cheryl Gerlitz

Cheryl solicits donations from merchants and others for raffles, and coordinates schedules and arrangements for Club participation in events like the Bass Pro Shops Spring Fishing Classic in late February.

#### Membership — Sue Holton

Sue maintains the membership records and manages the welcome table at our monthly meetings. ■

## CWF Board of Directors 2012

### President

Joanie McCord  
[president@colowomenflyfishers.org](mailto:president@colowomenflyfishers.org)

### Vice President

Mary Manka  
[vp@colowomenflyfishers.org](mailto:vp@colowomenflyfishers.org)

### Secretary

Kimberly Travis  
[secretary@colowomenflyfishers.org](mailto:secretary@colowomenflyfishers.org)

### Treasurer

Betty Peterson  
[payments@colowomenflyfishers.org](mailto:payments@colowomenflyfishers.org)

### Education

TBD  
[education@colowomenflyfishers.org](mailto:education@colowomenflyfishers.org)

### Fundraising/Raffles

Cheryl Gerlitz  
[fundraising@colowomenflyfishers.org](mailto:fundraising@colowomenflyfishers.org)

### Membership

Sue Holton  
[membership@colowomenflyfishers.org](mailto:membership@colowomenflyfishers.org)

### Newsletter Editor

Felicia Olsen  
[newsletter@colowomenflyfishers.org](mailto:newsletter@colowomenflyfishers.org)

### Public Events

Ann Howell  
[events@colowomenflyfishers.org](mailto:events@colowomenflyfishers.org)

### PR-Outreach

Mary Ellen Freas  
[vp@colowomenflyfishers.org](mailto:vp@colowomenflyfishers.org)

### Special Projects

Cherrie Buskohl  
[projects@colowomenflyfishers.org](mailto:projects@colowomenflyfishers.org)

### Technical Director

Deb Nelson  
[vp@colowomenflyfishers.org](mailto:vp@colowomenflyfishers.org)

### Trips

Fran Sturgis  
[trips@colowomenflyfishers.org](mailto:trips@colowomenflyfishers.org)

### Newsletter

Copy and art deadline is the 15th of every month.

### Editor Felicia Olsen

**Proofreaders**  
Miki Seeley, Nancy Sherman, Kimberly Travis.

**Production** Jane Francen, Carol Stegink, Nancy Sherman

**Printer** Alpha Graphics, Denver

### cwfTalk@google groups.com

Email subscription questions to [karenwilliam@comcast.net](mailto:karenwilliam@comcast.net)

### Membership Roster

Email roster corrections to [membership@colowomenflyfishers.org](mailto:membership@colowomenflyfishers.org)



The CWF Board (incoming and outgoing) from left to right: Mary Manka, Marion Roper, Joanie McCord, Fran Sturgis, Ann Howell, Dawn Blom, Mary Ellen Freas, Felicia Olsen, Betty Petterson, Sue Holton, Cheryl Gerlitz, Deb Nelson, and Cherrie Buskohl.

**LAST CAST**

***“Much of the vitality in a friendship lies in the honouring of differences, not simply in the enjoyment of similarities.”***

**ANONYMOUS**

New membership rosters will be mailed out in the February newsletters. If you have changes to your roster information, please contact our Membership Director, Sue Holton, before January 15th.

The Members Only password for the CWF Website will be changing on February 1, 2012. After that time, the old password will no longer allow you to access the Members Only section of the Website. The new password can be found on the membership roster.

**CWF 2012 MEMBERSHIP**  
**Membership for Calendar Year (January - December)**

\_\_\_ RENEWAL (Member since \_\_\_)

*Enclose a check for \$30 made payable to Colorado Women Flyfishers. Members are required to sign an Acknowledgment of Risk and Release of Liability Form as a condition of membership.*

\_\_\_ NEW MEMBER (over 18? yes\_\_\_ no\_\_\_)

Name: \_\_\_\_\_ Date: \_\_\_\_\_

Address: \_\_\_\_\_ City \_\_\_\_\_ State \_\_\_\_\_ Zip \_\_\_\_\_

Home Phone: \_\_\_\_\_ E-mail: \_\_\_\_\_

Other Phone [specify CELL (c) or WORK (w)]: \_\_\_\_\_

*The Club does not sell or trade or give away members' contact information to outside vendors. Rosters are printed for members' personal use only.*

Newsletter Delivery Preference: (circle one) U.S. Mail Email

Flyfishing Ability: (circle one) Professional Advanced Intermediate Beginner

I would like to serve on the following committees: (Circle as many as you like!) Education Membership


Programs Special Projects Public Events Outreach/PR Newsletter Raffles/Funding Trips Website

**\* MAIL TO COLORADO WOMEN FLYFISHERS, P. O. BOX 101137, DENVER, CO 80250 - 1137**

**\* Enclose Signed Acknowledgment of Risk and Release of Liability Form.**

**Contact Sue Holton, Membership Director, at [sue.holton@comcast.net](mailto:sue.holton@comcast.net)**





**COLORADO WOMEN  
FLYFISHERS®**

**COLORADO WOMEN FLYFISHERS, INC.**

**www.colowomenflyfishers.org**

**P. O. Box 101137**

**Denver, CO 80250-1137**

Address Correction Requested

First Class Mail



**IF THERE IS A HEART IN THIS BOX, put a little love in an envelope and mail your 2012 renewal dues. If there is no red heart in this box, congratulations — you are a paid-up member of the Club and will continue to receive all benefits during 2012!**

**HAPPY NEW YEAR!**

**Holiday Party Recap**

**JANUARY SHOW INFORMATION**

**Flyfishing New Years Day - check cwfTalk**

**EDUCATION -**

**Winter Fishing**